

7.1.7 - The Institution has a disabled-friendly and barrier-free environment

1. Ramps/lifts for easy access to classrooms and centres.



Lift for easy access to classrooms



Ramp

2. Disabled-friendly washrooms



Divyangan-friendly washrooms

3. Signage including tactile path lights, display boards and signposts



Traffic related Signage

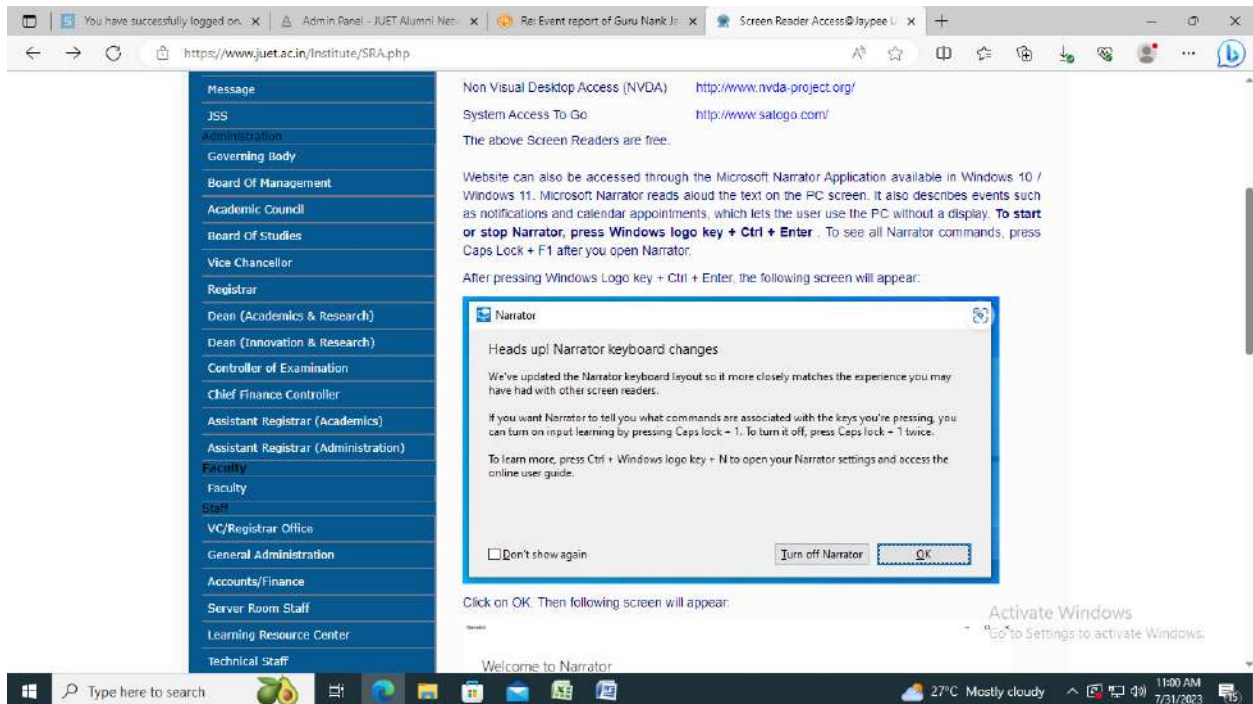


Shopping Complex Signage



Academic Block Signage


4. Assistive technology and facilities for persons with Divyangjan access website, screen-reading software, mechanized equipment, etc.




Sample of Screen Reading software

5. Provision for enquiry and information: Human assistance, reader, scribe, soft copies of reading materials, screen reading, etc.

[University Status](#)
[Webkiosk](#)
[Web Mail](#)
[Faculty](#)
[JUET Alumni](#)
[University Committees](#)
[JUET Youth Club](#)
[Screen Reader](#)


Jaypee University of Engineering and Technology, Guna
 जेपी अभियांत्रिकी एवं प्रौद्योगिकी विश्वविद्यालय, गुना
 Approved by UGC under section 2(f) of UGC Act, 1956


Accredited with Grade "A+" by NAAC

[Home](#)
[University](#)
[Academics](#)
[Departments](#)
[Laboratories](#)
[Research](#)
[Facilities](#)
[T & P Cell](#)
[Admission](#)
[Contact](#)

Important Links

- [About Us](#)
- [Mission and Vision](#)
- [Jaypee Group](#)
- [Message](#)
- [JSS](#)
- [Administration](#)
- [Governing Body](#)
- [Board Of Management](#)
- [Academic Council](#)
- [Board Of Studies](#)
- [Vice Chancellor](#)
- [Registrar](#)

Screen Reader Access

Jaypee University of Engineering and Technology website enable people with visual Impairments to access the website using technologies. The information of the website is accessible with different screen readers. Any of the screen reader can be used:

Screen Reader	Website
Non Visual Desktop Access (NVDA)	http://www.nvda-project.org/
System Access To Go	http://www.satogo.com/

The above Screen Readers are free.

Website can also be accessed through the Microsoft Narrator Application available in Windows 10 / Windows 11. Microsoft Narrator reads aloud the text on the PC screen. It also describes events such as notifications and calendar appointments, which lets the user use the PC without a display. **To start or stop Narrator, press Windows logo key + Ctrl + Enter** . To see all Narrator commands, press Caps Lock + F1 after you open Narrator.

After pressing Windows Logo key + Ctrl + Enter, the following screen will appear:

Activate Windows
Go to Settings to activate Windows.

Screen Reader material at university Website